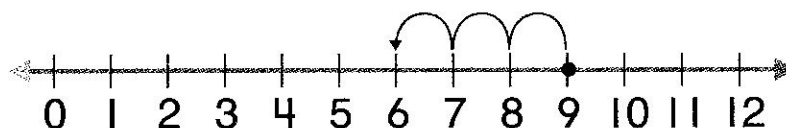


# My Homework

**Lesson 7****Count Back  
to Subtract****Homework Helper**Need help? [connectED.mcgraw-hill.com](http://connectED.mcgraw-hill.com)

Use the number line. Start at 9, count back to subtract.



$$9 - 3 = 6$$

## Practice

Count back to subtract. Use the number line above.

1.  $12 - 4 = \underline{\quad}$

2.  $11 - 3 = \underline{\quad}$

3.  $8 - 3 = \underline{\quad}$

4.  $6 - 2 = \underline{\quad}$

5.  $6 - 3 = \underline{\quad}$

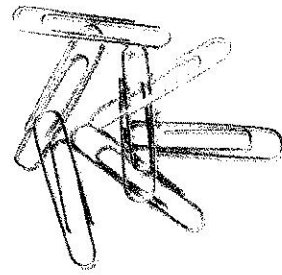
6.  $10 - 2 = \underline{\quad}$

7. 
$$\begin{array}{r} 12 \\ - 3 \\ \hline \end{array}$$

8. 
$$\begin{array}{r} 11 \\ - 1 \\ \hline \end{array}$$

9. 
$$\begin{array}{r} 8 \\ - 2 \\ \hline \end{array}$$

10. A paper clip holder has 12 clips.  
Alex uses 3 paper clips.  
How many paper clips are left?




\_\_\_\_\_ paper clips

11. Marty buys 11 erasers. He uses 1 eraser.  
How many erasers does Marty have left?

\_\_\_\_\_ erasers

12. Jenny had 9 pencils in her desk. She let  
her friends borrow 2 of them. How many  
pencils does she have left?



\_\_\_\_\_ pencils

## Vocabulary Check

Complete the sentence.

**count back    sum    difference**

13. You can \_\_\_\_\_ to subtract.

14. The answer to a subtraction problem is  
called the \_\_\_\_\_.



**Math at Home** Have your child count back to subtract. Say a number between 3 and 12.  
Have your child subtract 1, 2, or 3.