

Name \_\_\_\_\_

# My Homework

## Lesson 1

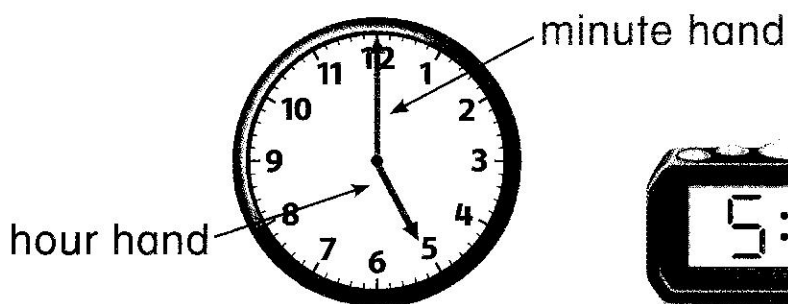
### Time to the Hour

#### Homework Helper



Need help? [connectED.mcgraw-hill.com](http://connectED.mcgraw-hill.com)

You can tell and write time to the hour.



It is 5 o'clock or 5:00.





hour minutes after the hour

## Practice



Tell what time is shown. Write the time.

1.




\_\_\_\_\_ o'clock

2.



\_\_\_\_\_ o'clock


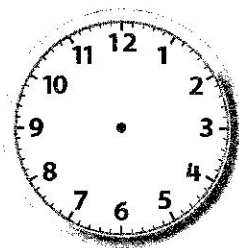
3.





\_\_\_\_\_ o'clock

Draw the hands on each clock. Then write the time.

4. 2 o'clock

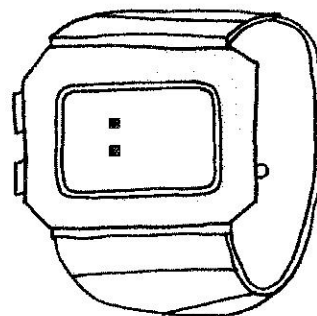


5. 4:00



6. The time on Javier's watch is 3 hours after 2:00. Write the time on his watch.

Javier's  
cool watch!



## Vocabulary Check



Complete each sentence.

**hour hand    analog clock    minute hand    digital clock**

7. An \_\_\_\_\_ has an hour and a minute hand.
8. The \_\_\_\_\_ points to the hour on an analog clock.
9. A \_\_\_\_\_ uses numbers on a screen to show time.
10. The \_\_\_\_\_ points to the minute on an analog clock.



**Math at Home** Throughout the day, ask your child to look at an analog or digital clock showing a time to the hour and have them tell you the time.