

Name _____

My Homework

Lesson 6

Relate Shapes and Solids

Homework Helper



Need help? connectED.mcgraw-hill.com

The faces of three-dimensional shapes are two-dimensional shapes.


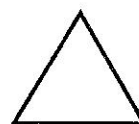
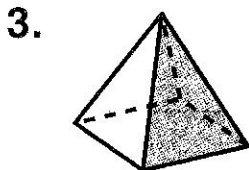


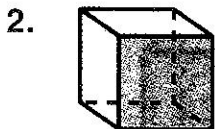
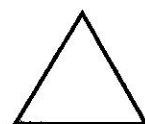
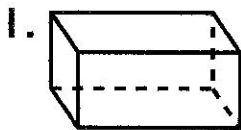


Helpful Hint

A rectangular prism has 4 rectangles and 2 squares as faces.

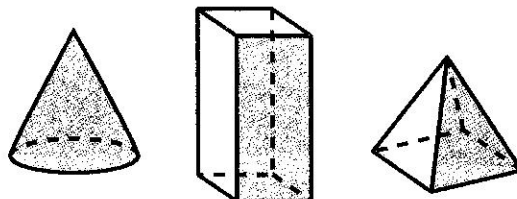
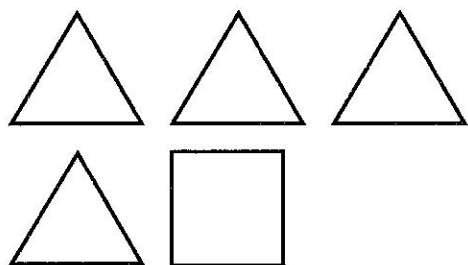
Practice

Circle the shapes that make the three-dimensional shape.


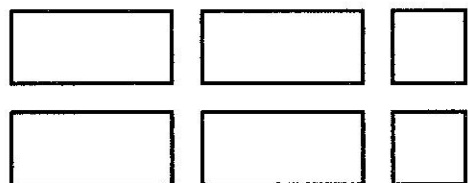


Circle the shape made by the faces.

4.



5.






6. If you put these shapes together, what three-dimensional shape could you make? Write the name of the shape.



Test Practice

7. Identify the shape that does not belong.



Math at Home Ask your child to find an object at home that he or she could use to trace a rectangle on a piece of paper. Challenge your child to see if he or she can find something to trace for a circle.