

Name _____

My Homework

Lesson 1




Take a Survey

Homework Helper



Need help? connectED.mcgraw-hill.com

A tally chart shows the results of a survey.

Favorite Vegetable	Tally	Total
 Carrot		6
 Broccoli		3
 Corn		8

Helpful Hint

| means 1.
|||| means 5.

Practice

Ask 10 people their favorite exercise. Use tally marks to record the data.

Use the data in the chart to answer the questions.

Favorite Exercise	Tally	Total
Jump Rope		
Run		
Dance		
Play Baseball		

- How many people like to run and dance? _____
- Do more people like to run and play baseball or dance and jump rope? _____

Ask 10 people their favorite snack. Use tally marks to record the data.

Use the data in the chart to answer the questions.

Favorite Snack	Tally	Total
Fruit		
Chips		
Cookies		
Carrot Sticks		

3. What snack do people like the most? _____

4. How many people like healthful snacks the most? _____

Ask 10 people their favorite juice flavor. Use tally marks to record the data.

Use the data in the chart to answer the questions.

Favorite Juice	Tally	Total
Apple		
Orange		
Cranberry		
Tomato		

5. What juice do people like the least? _____

6. How many people like cranberry juice and apple juice in all? _____

Vocabulary Check



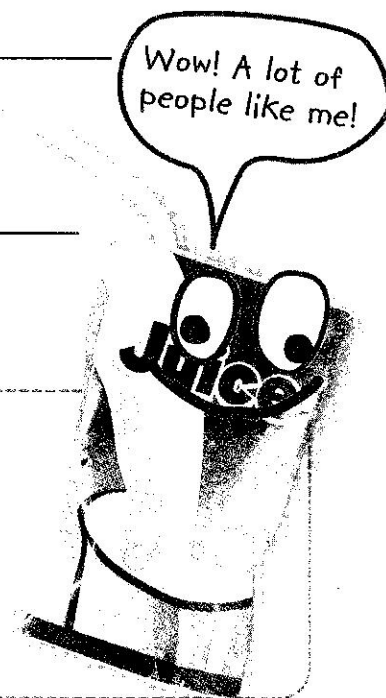
Circle the word that matches the definition.

7. Numbers or symbols that show information.

tally marks

survey

data



Math at Home Help your child to create a survey that they can give to family members.