

Name \_\_\_\_\_

# My Homework

## Lesson 8

### Analyze Line Plots

#### Homework Helper



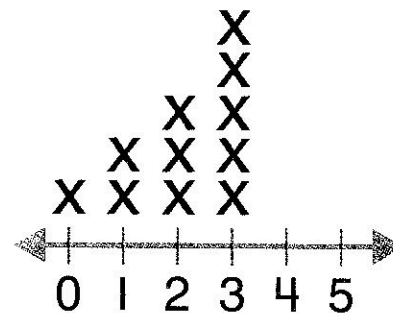
Need help? [connectED.mcgraw-hill.com](http://connectED.mcgraw-hill.com)

You can answer questions from data in line plots.

How many friends have 3 dolls?

5 friends each have 3 dolls.

Number of Dolls



## Practice

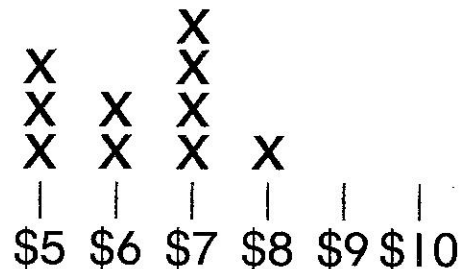
Use the data from the line plot to answer the questions.

1. How many people get \$5? \_\_\_\_\_

2. How much allowance do most people get?  
\_\_\_\_\_


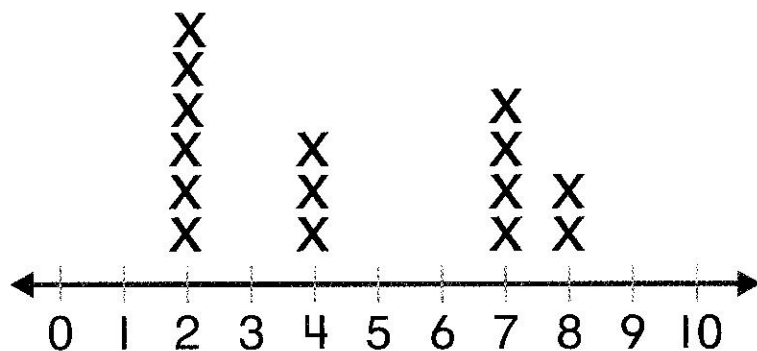
3. How many people get more than \$6?  
\_\_\_\_\_

My Friends' Allowances



Use the data from the line plot to answer the questions.

### Number of Pennies



4. How many people found pennies?

\_\_\_\_\_

5. How many people found more than 5 pennies?

\_\_\_\_\_

6. How many people found less than 5 pennies?

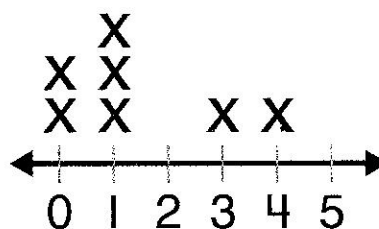
\_\_\_\_\_

### Test Practice

7. How many people have 5 dogs?

- |                       |                       |
|-----------------------|-----------------------|
| 3                     | 2                     |
| <input type="radio"/> | <input type="radio"/> |
| 1                     | 0                     |
| <input type="radio"/> | <input type="radio"/> |

### Number of Dogs



**Math at Home** Make a line plot about the number of healthy food choices your child makes each day. Ask your child questions about the line plot at the end of a week.