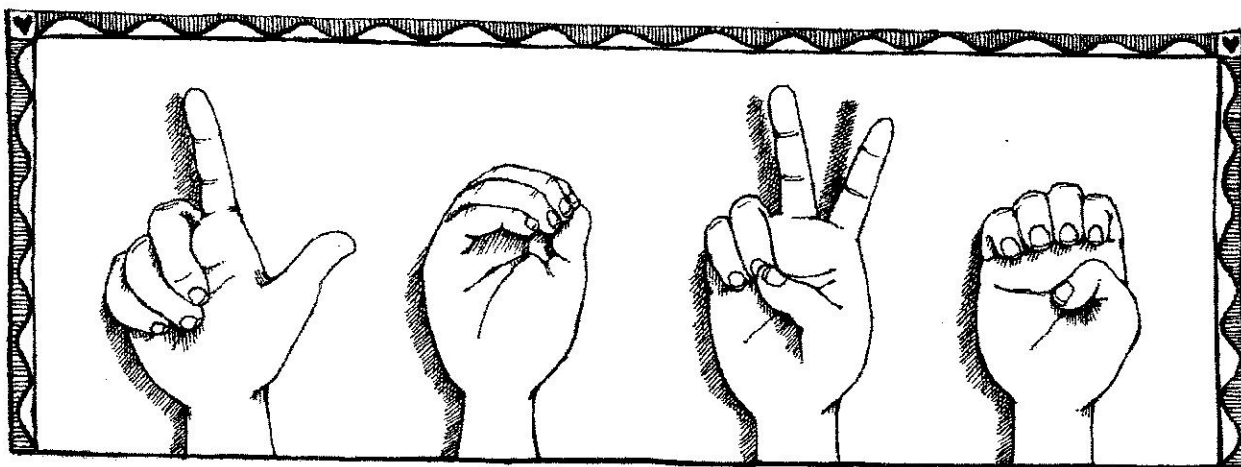


Passage 6 Main Idea and Details

Talk With Your Hands


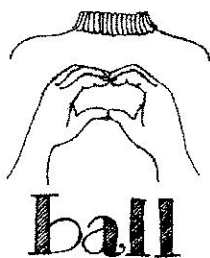

Some people can't hear. These people have a special way of talking. They talk with their hands. This is called "signing." There are two main ways to sign. First, you can spell out each letter in a word. Here is the word *love*.



Spelling words takes a long time. There is a faster way to sign. You can show a whole word with one sign.

To sign some words, you keep your hands still. (Look at the signs for *love* and *ball* below.) To sign other words, you need to move your hands. To sign the word *dog*, you pat your leg.

Signing is lots of fun. Anyone can learn. You can learn from a book. You can learn from a teacher. You can learn from a friend who uses signing every day. Here are good signs to start with:



1. What is this passage mostly about?


- Ⓐ how to be a better speller
- Ⓑ why some people cannot hear
- Ⓒ all the things you can do with your hands
- Ⓓ using your hands to talk

2. Look at the sign. What letter is it?

- Ⓐ L
- Ⓑ O
- Ⓒ V
- Ⓓ E



3. What word does this sign stand for?



4. Name a word that you have to move your hands to sign.

5. There are many ways to learn how to sign. Name two.

